


LZR[®] - i110

SAFETY SENSOR FOR INDUSTRIAL DOORS

Commercial sheet

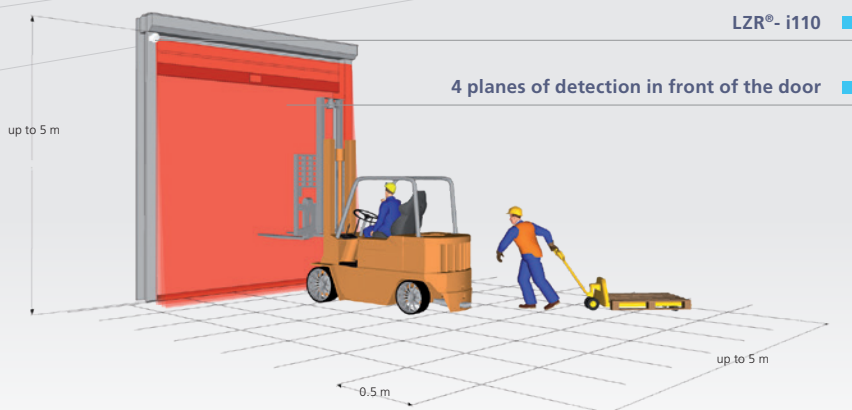


THE PREMIUM SAFETY SOLUTION

Up to 5 m × 5 m

DESCRIPTION

The **LZR[®]-i110** works according to the principle of time of flight. This high-precision technology ensures optimal safety. A dynamic orientation of the LASER beams on 4 planes offers more safety in the door threshold and its proximity.

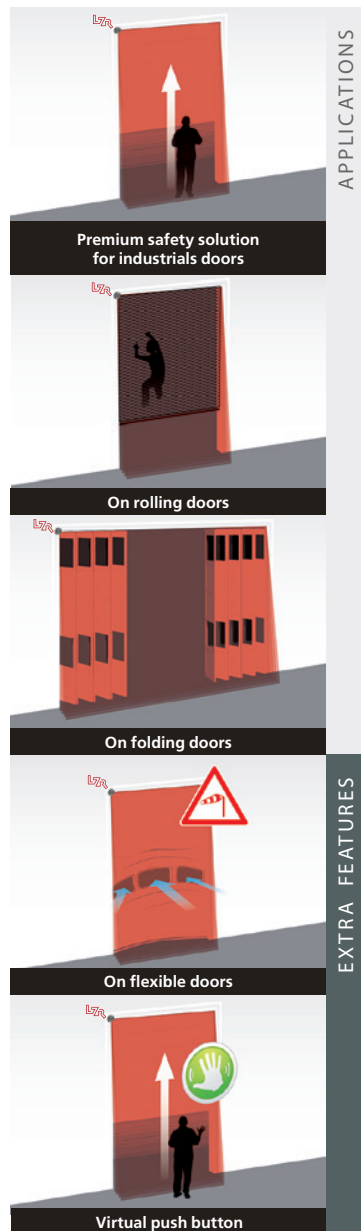


PERFORMANCE

- Maximal detection range: 5 m × 5 m.
- Variable depth of plane (0.5 m max.) according to the installation height.
- High performance safety solution for industrial doors certified PL "d"/ CAT.2 according to EN ISO 13849-1 and Type E according to EN 12453.
- High level of safety with a complete three-dimensional detection in front of the door.
- Detection of small objects.*
- Replaces the current solutions such as contact edges, light beams and lightgrids.
- Easy installation and opportunity for the retrofit.

* up to a few centimeters depending on the application.





APPLICATIONS

EXTRA FEATURES

APPLICATIONS

- Safety at the opening and the closing of the door thanks to 2 separate detection areas.
- Possibility to create 2 virtual push buttons to open the door.

DESIGNED FOR INDUSTRIAL ENVIRONMENTS

- Filters door vibrations and environmental interferences.
- Filters door leaf deformation by wind force.
- Degree of protection: IP65.

EASE OF INSTALLATION

- Easy setting of the detection zone with 3 visible LASER beams.
- Automatic door dimensions teach-in.
- Setting with the universal remote control.
- Cable of 10 m provided.

TECHNICAL SPECIFICATIONS

Technology	LASER scanner, time-of-flight measurement
Detection mode	Presence (EN 12453 Type E)
Max. detection range	5 m x 5 m
Remission factor	> 2 %
Angular resolution	0,3516°
Typ. min. object size	2,1 cm @ 3 m / 3,5 cm @ 5 m (in proportion to object distance)
Testbody	700 mm x 300 mm x 200 mm (testbody A according to EN 12445)
Emission characteristics	IR LASER Wavelength 905 nm; max. output pulse power 75 W; Class 1 Red visible LASER Wavelength 650 nm; max. output CW power 3 mW; Class 3R
Supply voltage	10-35V DC @ sensor terminal
Power consumption	< 5 W
Response time	Typ. 20 ms; max. 80 ms
Output	2 electronic relays (galvanic isolation - polarity free)
Max. switching voltage	35V DC / 24V AC
Max. switching current	80 mA (resistive)
LED-signals	1 blue LED: power-on status 1 orange LED: error status 2 bi-coloured LED: detection/output status
Dimensions	125 mm (L) x 93 mm (D) x 70 mm (H) (mounting bracket + 14 mm)
Material	PC/ASA
Colour	White
Rotation angles on bracket	-5° to +5° (lockable)
Tilt angles on bracket	-3° to +3°
Protection degree	IP65
Temperature range	-30 °C to +60 °C if powered
Humidity	0-95 % non-condensing
Vibrations	< 2 G
Conformity	EMC 2014/30/EU; LVD 2014/35/EU; ROHS 2 2011/65/EU EN 12453 chapter 5.1.1.6, chapter 5.5.1 Safety device E; EN 12978; EN ISO 13849-1 Pl "d"/ CAT2; EN 60529; IEC 60825-1; EN 60950-1; EN 61000-6-2; EN 61000-6-3; IEC 61496-1; EN 61496-3 ESPE Type 2; EN 62061 SIL 2; DIN 18650-1 Chapter 5.7.4

Specifications are subject to change without prior notice.

DISCLAIMER This document as well as all other enclosed documents (quotation / specification / other) are provided «as is» without warranties of any kind, either expressed or implied, including but not limited to the implied warranties of merchantability, fitness for a particular purpose, or non-infringement. / Information is supplied upon the condition that the persons receiving it will make their own determination as to its suitability for their purposes prior to use. In no event will BEA be responsible for damages of any nature whatsoever resulting from the use of or reliance upon information from this document or the products to which the information refers. / BEA has the right without liability to change descriptions and specifications at any time. / Prices, shipping and availability are subject to change without prior notice.

